
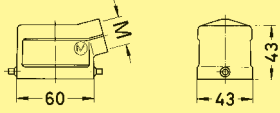


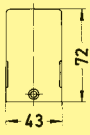

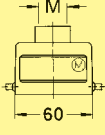
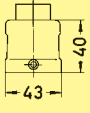
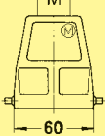
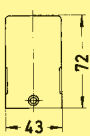

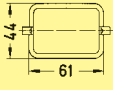

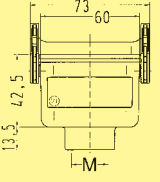
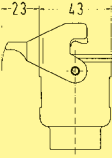

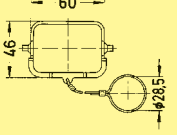


Han  
E/EE

Identification	Part No.		M	Drawing	Dimensions in mm	
	Low construction	High construction				
<b>Hoods side-entry</b> 	<b>19 30 006 1540</b> <b>19 30 006 1541</b>		20			
			25			
		<b>19 30 006 0546</b> <b>19 30 006 0547</b>		25		
				32		
	<b>Hoods top-entry</b> 	<b>19 30 006 1440</b>		20		
				25		
		<b>19 30 006 0446</b> <b>19 30 006 0447</b>		25		
				32		
<b>Protection covers for hoods metal</b> 		<b>09 30 006 5401</b>				
				<b>09 30 006 5423</b>		
	<b>Hoods cable to cable</b> 	<b>19 30 006 1750</b>	<b>19 30 006 0756</b>	20		
				25		
<b>Protection cover for cable to cable hood metal</b> 	<b>09 30 006 5427</b>					

Hoods